

erluna

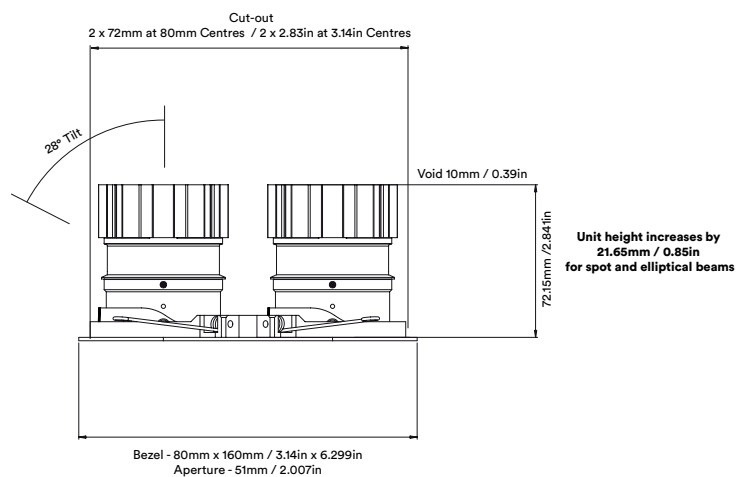

dino twin
origin

circular product



dino twin origin

circular product



dino twin origin


circular product

When an old Orluna light comes to the end of its life, or is faulty, instead of throwing it away, we kindly ask you to return it to us.

1

The fully repaired and tested product enters back into our stock – with a brand new warranty.

3



The 'new' light fitting is despatched to a new customer.

4

Once we've received the unwanted or faulty fitting, it's dismantled, repaired and renewed with a new LED and PCB.

2



dino twin origin

circular product

| | | 2700K | | | | | | | | | |
|--------------|---------------------|-------------|-------------|---------------|---------------|-------------|--------------|-------------|--------------|----------------------|----------------------|
| | | SPOT | | | SOFT | | | | SPECIALITY | | |
| LIGHT VALUES | Beam Width FWHM | Ultra 8° | Spot 10° | Narrow 14° | Medium 27° | Wide 43° | Flood 51° | Wash 58° | Crisp 37° | Elliptical 10x45° | Elliptical 20x40° |
| | Initial Lumens | 526 | 893 | 1164 | 1164 | 1164 | 1164 | 1164 | 1164 | 893 | 893 |
| | Engine Lumens | 183 | 295 | 380 | 975 | 968 | 935 | 942 | 970 | 323 | 320 |
| | Luminaire Lumens | 153 | 267 | 364 | 704 | 722 | 696 | 719 | 771 | 195 | 275 |
| | Engine Lm/W | 23 | 24 | 33 | 86 | 85 | 82 | 83 | 85 | 26 | 26 |
| | Luminaire Cd | 5520 | 7248 | 5581 | 2155 | 1265 | 963 | 800 | 1830 | 726 | 1299 |
| POWER | Voltage | 36V | 36V | 34V | | | | 36V | | | |
| | Drive Current | 180mA | 300mA | 300mA | | | | 300mA | | | |
| | Circuit Power (typ) | 7.8W | 12.2W | 11.4W | | | | 12.2W | | | |

| | | 3000K | | | | | | | | | |
|--------------|---------------------|-------------|-------------|---------------|---------------|-------------|--------------|-------------|--------------|----------------------|----------------------|
| | | SPOT | | | SOFT | | | | SPECIALITY | | |
| LIGHT VALUES | Beam Width FWHM | Ultra 9° | Spot 10° | Narrow 14° | Medium 28° | Wide 43° | Flood 52° | Wash 58° | Crisp 37° | Elliptical 10x45° | Elliptical 20x40° |
| | Initial Lumens | 564 | 935 | 1252 | 1252 | 1252 | 1252 | 1252 | 1252 | 935 | 935 |
| | Engine Lumens | 204 | 302 | 407 | 1013 | 1026 | 999 | 1013 | 1025 | 354 | 350 |
| | Luminaire Lumens | 197 | 289 | 389 | 706 | 721 | 691 | 718 | 785 | 201 | 261 |
| | Engine Lm/W | 26 | 25 | 36 | 89 | 90 | 88 | 89 | 90 | 29 | 29 |
| | Luminaire Cd | 6511 | 7324 | 5558 | 2039 | 1247 | 932 | 806 | 1891 | 711 | 1407 |
| POWER | Voltage | 36V | 36V | 34V | | | | 36V | | | |
| | Drive Current | 180mA | 300mA | 300mA | | | | 300mA | | | |
| | Circuit Power (typ) | 7.8W | 12.2W | 11.4W | | | | 12.2W | | | |

| | |
|-----------------------|------------------------------------|
| Binning SDCM (Hot) | 2 |
| CRI (typ)(R9) | 98 (99) |
| TM30 Rf Rg | Rf 93.8 Rg 101.9 |
| Lifetime (TM21) | L90 B5 50,000hrs (inc driver) |
| Lifetime (Calculated) | L70 426,000hrs |
| Protocols | Mains Dim / DALI / 0-10V / Non-dim |
| Dim to Dark | 0.1% Lux |
| Distance from LED | 20m / 65' (series wiring) |
| Emergency | Emergency packs available |

SPECIFICATION CODE

| Engine type | Bezel | Colour Temp | Driver | Beam Width | Bezel Colour | Baffle Colour | Options |
|--|---------------|-------------|--|---|---|---|---|
| OR | -DIR2- | 27 | M | S | - W - | BB - | F 54 E |
| 27 / 2700K 30 / 3000K 40 / 4000K | | | M / Mains Dim D / DALI 0 / 0-10v N / Non Dim X / No Driver | U / Ultra S / Spot N / Narrow M / Medium W / Wide F / Flood H / Wash C / Crisp L / Elliptical Linear O / Elliptical Oval | W / White RAL 9010 D / White RAL 9003 B / Black RAL 9005 C / Other RAL V / Dark Bronze T / Medium Bronze R / Light Bronze Y / Burnished Brass G / Polished Brass K / Brushed Chrome L / Polished Chrome Z / Other Metallic | WB / White RAL 9010 DB / White RAL 9003 BB / Black RAL 9005 CB / Other RAL VB / Dark Bronze TB / Medium Bronze RB / Light Bronze YB / Burnished Brass GB / Polished Brass KB / Brushed Chrome LB / Polished Chrome ZB / Other Metallic | F / 60 min Fire Rated Hood 54 / IP54 65 / IP65 P / Sea & Spa IP65 T / Lockable Tilt & Rotate E / 3hr Emergency H / Honeycomb N / Frosted Lens Z / LSZH Cable K / Click Connector |

28/03/24

