

## IVY 8 PENDANT

### FINISH

bronze with bronze details and shiny opal glass  
 bronze with bronze details and smoked glass  
 bronze with satin brass details and shiny opal glass  
 bronze with satin brass details and smoked glass

### DIMENSIONS (body of fixture)

1800 x 1000 x 420 mm (w x d x h)

### WEIGHT

12kg (26.5lbs)

please ensure ceiling structure is strong enough to support the weight of the light

### OVERALL DROP

minimum 695 mm

supplied as per specifications – see page 2

### ILLUMINATION

220-240v - 8 x E14 - 25w max (or 4.5w LED 2700k)

110-130v - 8 x E12 - 25w max (or 4.5w LED 2700k)

### DIMMING

dimnable bulb required

trailing edge dimmable / phase cut (rotary dimmer) - standard

DALI option available (220-240v only)

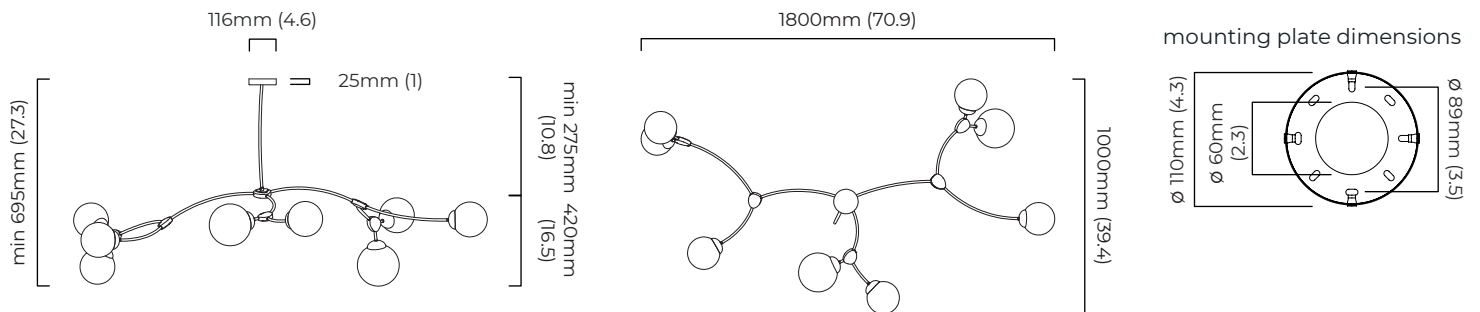
### CEILING ROSE / PLATE

round ceiling rose -  $\varnothing$  116 x 25 mm (dia x h)

### CERTIFICATION



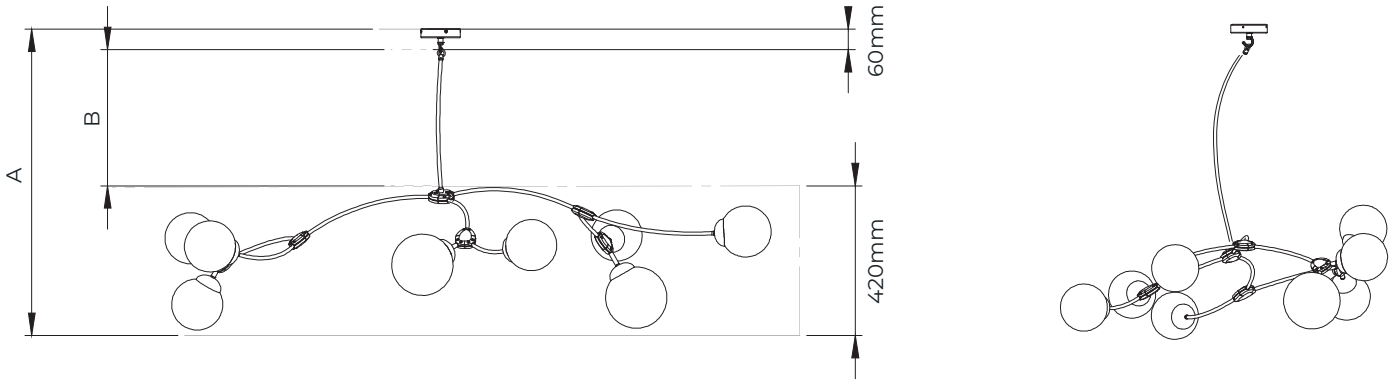
### VIEW ON WEBSITE



\*Diagrams are not to scale.

## IVY 8 PENDANT

### DROP ROD CONFIGURATIONS



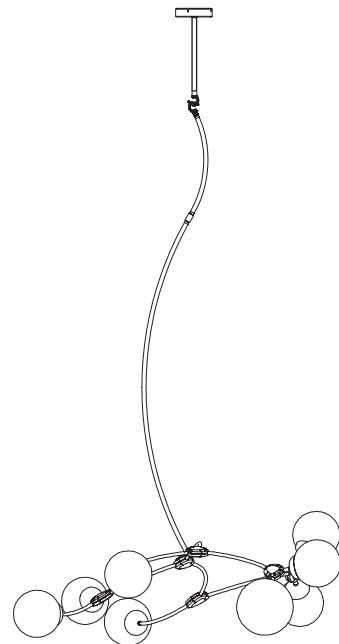
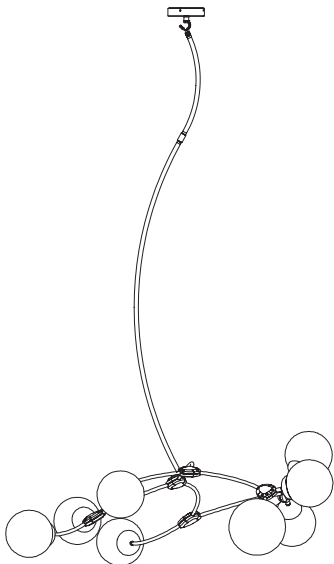
A (overall drop) mm	B (drop rod length) mm
730	250
780	300*
880	400
930	450*
980	500*
1030	550*
1080	600
1130	650*
1230	750*
1280	800
1330	850*
1430	950*
1480	1000*

A (overall drop) inches	B (drop rod length) inches
29	10
31	12*
35	16
36	18*
38	19*
41	22*
42	23
44	25*
49	30*
50	31
52	33*
56	37*
58	39*

**Important information:** drop rod length can not be adjusted on site.

\* Certain lengths require multiple drop rod sections to achieve the overall drop of the light (see below).

\*For any light specified with overall drop more than 1480mm in total, the suspension will be consisted of a straight drop rod section and curved section (example below).



## IVY 8 PENDANT - DALI-A

### FINISH

bronze with bronze details and shiny opal glass  
 bronze with bronze details and smoked glass  
 bronze with satin brass details and shiny opal glass  
 bronze with satin brass details and smoked glass

### DIMENSIONS (body of fixture)

1800 x 1000 x 420 mm (w x d x h)

### WEIGHT

12kg (26.5lbs)

please ensure ceiling structure is strong enough to support the weight of the light

### OVERALL DROP

minimum 695 mm

supplied as per specifications – see page 2

### ILLUMINATION

220-240v - 8 x E14 - 25w max (or 4.5w LED 2700k)

DALI converter to be installed in the cavity

### DIMMING

dimnable bulb required

DALI compatible

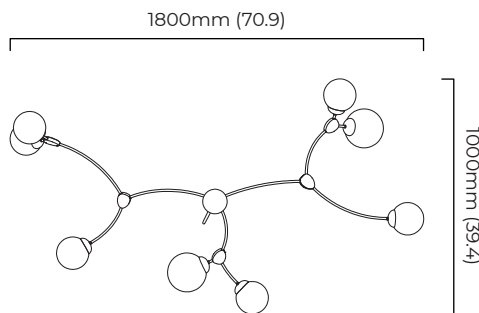
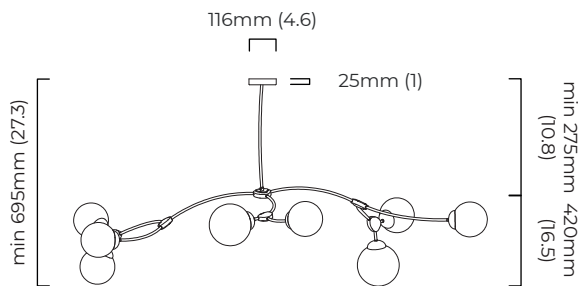
### CEILING ROSE / PLATE

round ceiling rose -  $\varnothing$  116 x 25 mm (dia x h)

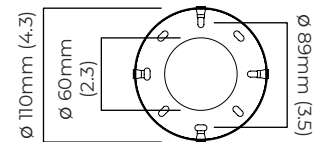
### CERTIFICATION



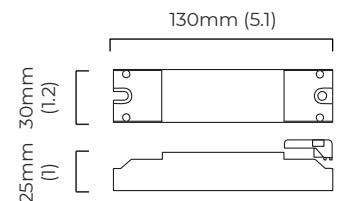
### VIEW ON WEBSITE



mounting plate dimensions



DALI converter dimensions



\*Diagrams are not to scale.

## IVY 8 PENDANT - DALI-B

### FINISH

bronze with bronze details and shiny opal glass  
 bronze with bronze details and smoked glass  
 bronze with satin brass details and shiny opal glass  
 bronze with satin brass details and smoked glass

### DIMENSIONS (body of fixture)

1800 x 1000 x 420 mm (w x d x h)

### WEIGHT

12kg (26.5lbs)

please ensure ceiling structure is strong enough to support the weight of the light

### OVERALL DROP

minimum 705 mm

supplied as per specifications – see page 2

### ILLUMINATION

220-240v - 8 x E14 - 25w max (or 4.5w LED 2700k)

DALI converter to be installed in the ceiling rose

### DIMMING

dimnable bulb required

DALI compatible

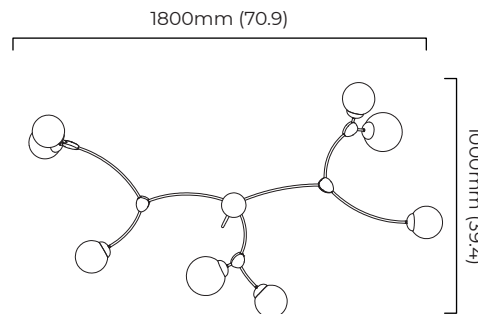
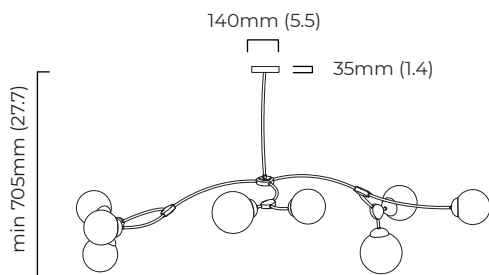
### CEILING ROSE / PLATE

round ceiling rose -  $\varnothing$  140 x 35 mm (dia x h)

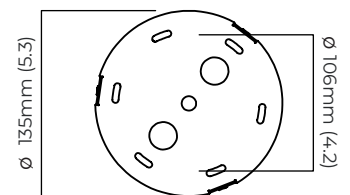
### CERTIFICATION



### VIEW ON WEBSITE



mounting plate dimensions



\*Diagrams are not to scale.

## IVY 8 PENDANT

### IVY 8 PENDANT

SKU NUMBER	FINISH DESCRIPTION	VOLTAGE
IVYPE8BZBZOG-240	bronze with bronze details and shiny opal glass	220 - 240V
IVYPE8BZBZSG-240	bronze with bronze details and smoked glass	220 - 240V
IVYPE8BZSBOG-240	bronze with satin brass details and shiny opal glass	220 - 240V
IVYPE8BZSBSG-240	bronze with satin brass details and smoked glass	220 - 240V
IVYPE8BZBZOG-110	bronze with bronze details and shiny opal glass	110 - 130V
IVYPE8BZBZSG-110	bronze with bronze details and smoked glass	110 - 130V
IVYPE8BZSBOG-110	bronze with satin brass details and shiny opal glass	110 - 130V
IVYPE8BZSBSG-110	bronze with satin brass details and smoked glass	110 - 130V

### IVY 8 PENDANT - DALI-A

SKU NUMBER	FINISH DESCRIPTION	TYPE OF DALI	VOLTAGE
IVYPE8BZBZOG-DALIA-240	bronze with bronze details and shiny opal glass	DALI A included - For lights that do not require aesthetic alterations. Dali can be fitted on the existent ceiling/wall rose	220 - 240V
IVYPE8BZBZSG-DALIA-240	bronze with bronze details and smoked glass	DALI A included - For lights that do not require aesthetic alterations. Dali can be fitted on the existent ceiling/wall rose	220 - 240V
IVYPE8BZSBOG-DALIA-240	bronze with satin brass details and shiny opal glass	DALI A included - For lights that do not require aesthetic alterations. Dali can be fitted on the existent ceiling/wall rose	220 - 240V
IVYPE8BZSBSG-DALIA-240	bronze with satin brass details and smoked glass	DALI A included - For lights that do not require aesthetic alterations. Dali can be fitted on the existent ceiling/wall rose	220 - 240V

### IVY 8 PENDANT - DALI-B

SKU NUMBER	FINISH DESCRIPTION	TYPE OF DALI	VOLTAGE
IVYPE8BZBZOG-DALIB-240	bronze with bronze details and shiny opal glass	DALI B included - The light will feature a deeper ceiling/wall rose. For use when there is no space in the existing ceiling/wall cavity	220 - 240V
IVYPE8BZBZSG-DALIB-240	bronze with bronze details and smoked glass	DALI B included - The light will feature a deeper ceiling/wall rose. For use when there is no space in the existing ceiling/wall cavity	220 - 240V
IVYPE8BZSBOG-DALIB-240	bronze with satin brass details and shiny opal glass	DALI B included - The light will feature a deeper ceiling/wall rose. For use when there is no space in the existing ceiling/wall cavity	220 - 240V
IVYPE8BZSBSG-DALIB-240	bronze with satin brass details and smoked glass	DALI B included - The light will feature a deeper ceiling/wall rose. For use when there is no space in the existing ceiling/wall cavity	220 - 240V