

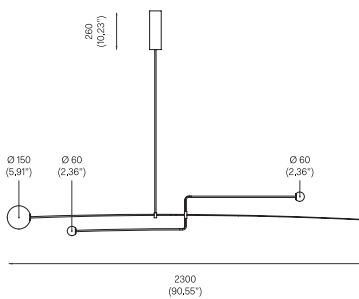


MOBILE CHANDELIER 3, 2008

Black Patinated Brass  
 Mouth blown opaline spheres  
 Pendant rod length to order.

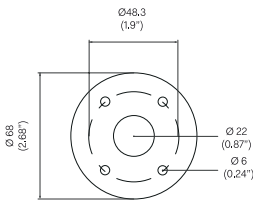


OVERALL DIMENSIONS

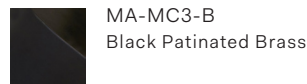


BACKPLATE DIMENSIONS


Mounting screws not included.  
 6mm countersunk screw recommended.



STANDARD MATERIAL/FINISH



CUSTOM FINISHES



CLEANING INSTRUCTIONS

Before cleaning, lighting fixtures must be turned off and unplugged from mains electricity. Whilst cleaning please take care and use the gloves provided.

**Patinated Finish:** Use a dry soft dust cloth and gently go over marks until clean. The brass patina is achieved through an artisanal technique of applying pigments by hand during a hot patination process. Through this alchemic process, the brass is transformed whilst retaining the material's inherent qualities. It will mature and change overtime. The manner and speed in which it will change will depend on the environment, handling and the level and frequency of maintenance. Verdigris can also appear when the copper in the brass begins to oxidise.

**Satin Brass:** As the item is unlacquered it will naturally oxidise and darken. Upon touching the items without gloves, fingerprints are likely to occur and leave marks. Use a good quality brass cleaning liquid and follow the product instructions using the extra soft dust cloth. Do not apply pressure on persistent marks. Remove them using repeated gentle motions and by reapplying the brass cleaning liquid.

**Opaline Glass:** Remove the opaline glass from the product. Using a lightly damp cloth, clean only the outside of the sphere. Only put the glass sphere back on the product once it is fully dry.

BULB SPECIFICATIONS

Integrated LED, 9W for Ø150mm sphere  
 800lm / 2700K

Integrated LED, 3W for Ø60mm sphere  
 350lm / 2700K

PRODUCT SPECIFICATIONS

Maximum wattage: 16W  
 120V / 240V dimmable 0~10Vdc or 10V PWM signal or resistance.  
 Product weight: 15kg  
 IP20

Please supply required drop length of fixture, measured from the ceiling to bottom of fitting at time of order.

Minimum total drop length 527mm.  
 Maximum total drop length 2417mm.  
 Maximum total drop length with extension 4437mm.

Please allow 25mm tolerance of drop length.

120V version supplied with paintable junction box cover.

Due to the handmade nature of this product dimensions may vary up to 10% for balancing purposes.